



## Vibration Stress Testing Report

This report presents the results of a systematic stress test conducted on standard Luxonis devices. The purpose of this test was to assess the performance parameters of focus, stereo depth, and camera angles under controlled conditions before and after conducting the vibration test according to **EN 60068-2-6:2008** standard.

Three distinct tests were conducted to evaluate the camera's capabilities:

1. Focus Test: Aimed to compare the focus of the sensors on ISO12233 board before and after the testing.
2. Camera Angles Test: Assessed if the cameras physically moved after the vibration tests were performed.
3. Stereo Depth Test: Aimed to compare on-device depth before and after the vibration tests on the camera were performed to check for any regressions.

Tests were conducted on three cameras, OAK-D-PoE, OAK-D-Pro-PoE and OAK-D-Pro.


All raw data that was collected before and after the tests can be found here:

<https://drive.google.com/drive/u/1/folders/12HoYvBfmX9uCz0zJWjkGNyeQOLf9-bh8>

# Focus testing

Focus tests were performed by mounting the camera 1 meter away from the target ISO12233 in consistent lighting conditions both before and after the stress tests were performed.

Results were checked visually per-camera per-sensor on the image recordings which can be found [here](#).



Above is an example picture of the focus board capture.

## Results for focus testing

### OAK-D-PoE

RGB	PASS
CAM_B - LEFT	PASS
CAM_C - RIGHT	PASS

**OAK-D-Pro**

RGB	PASS
CAM_B - LEFT	PASS
CAM_C - RIGHT	PASS


**OAK-D-Pro-PoE**

RGB	PASS
CAM_B - LEFT	PASS
CAM_C - RIGHT	PASS

**No cameras had no visible degradation in the focus of the lenses after being in the vibration chamber.**

# Angle testing

Angle tests were conducted to assess any relative movement between the sensors by evaluating their rotation in relation to each other; such changes are of paramount importance. Without recalibration following these rotational movements, the efficacy of stereo matching can be significantly compromised.



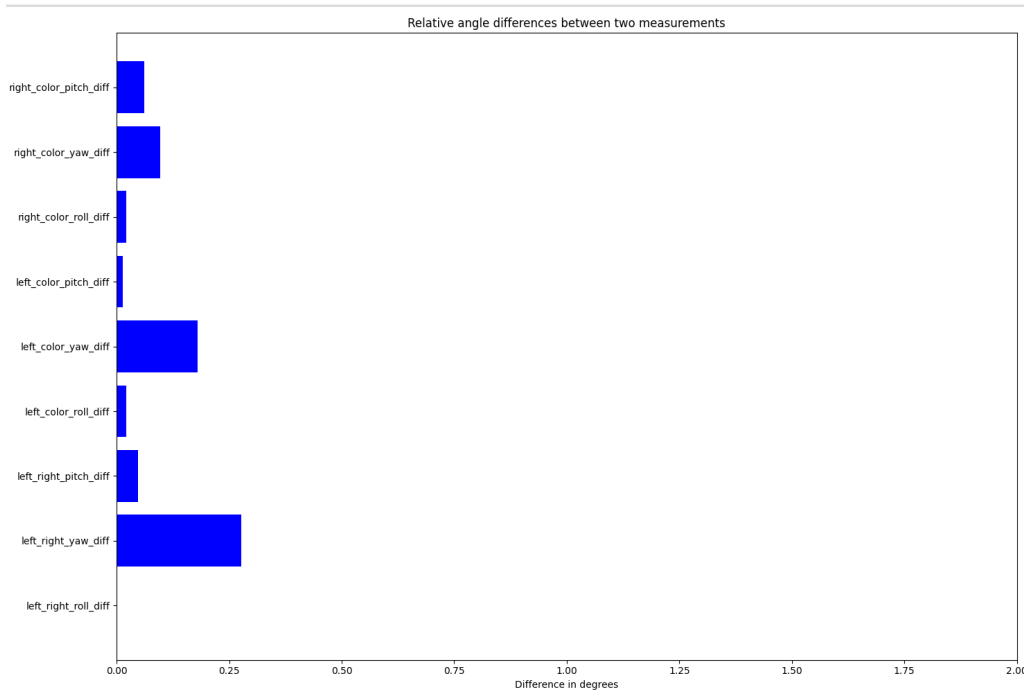
Board used for angle tests.

## Results for angle testing

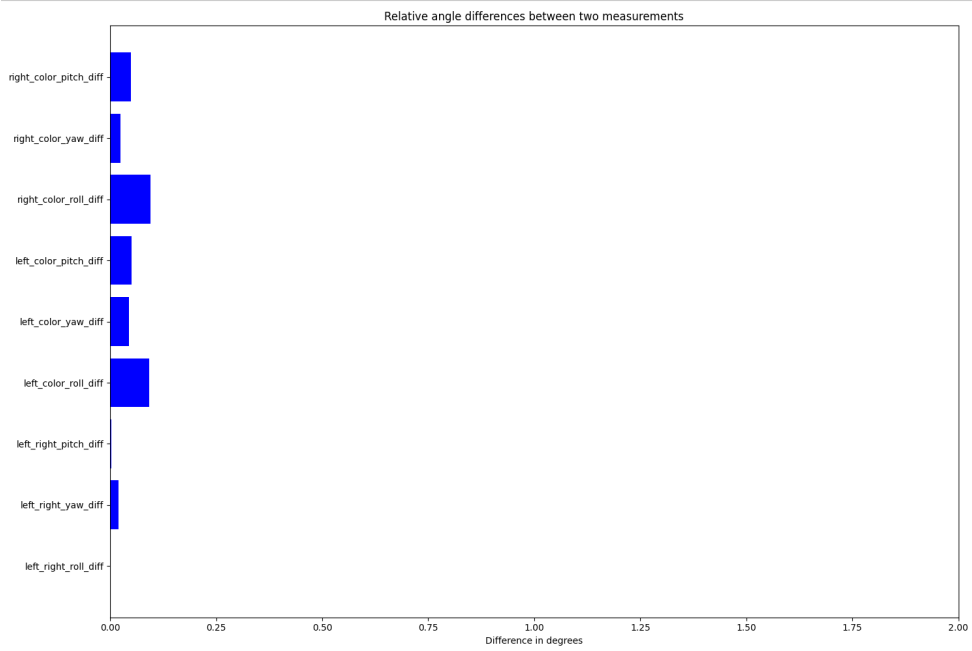
The tests were run twice for each device before stress testing in succession, to see how repeatable the measurements are. Because of discrete resolution and noise, the tests seem to be repeatable in the 0.5 degree range, meaning that even running the test in succession with the same unit and in the same environment gives us differences up to half a degree.



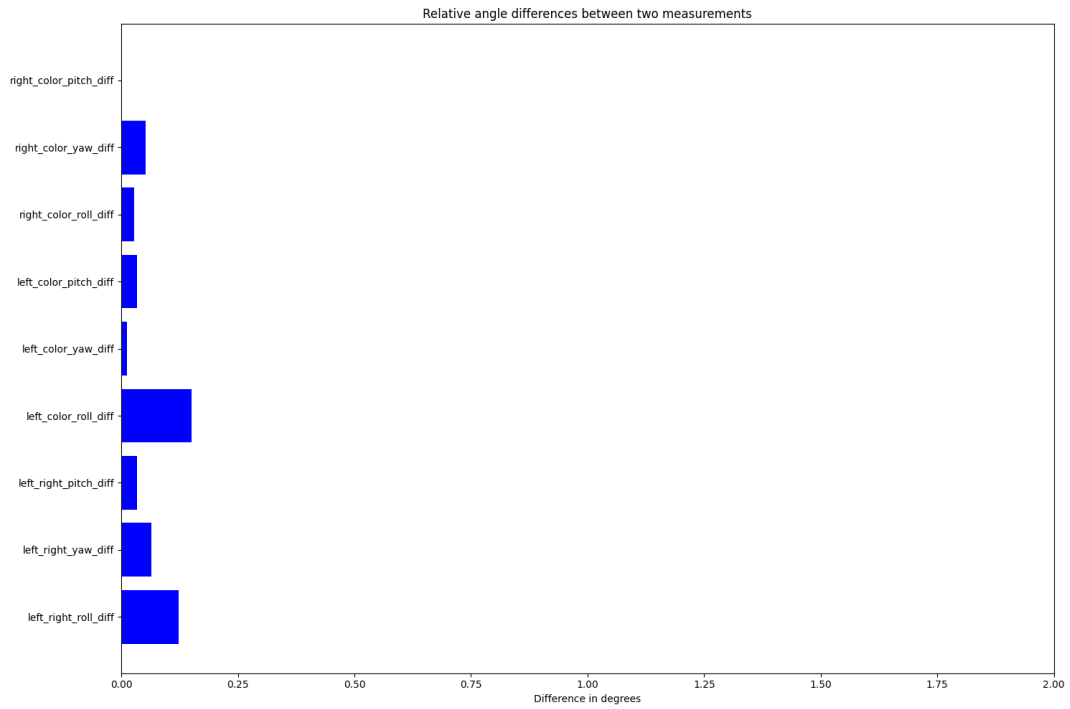
## OAK-D-PoE



## OAK-D-Pro



## OAK-D-Pro-PoE



In successive tests, all three cameras showed differences that were as low as when comparing a single unit twice with no tests being run in between. This suggests that the sensors did not undergo significant movement relative to each other within the detectable limits of the test.

# Depth testing

The purpose of depth testing was to check if the depth degraded after the cameras were tested on the vibration desk. It was done on a noise pattern that was mounted in front of the camera .



## Results for the depth testing

The true distance of the noise pattern compared to the camera was 1 meter.

### Camera ID 7:

Before vibration testing:

Z accuracy: **-1.37%** of GT (avg distance: 986.19mm)

Median distance: -986.32mm


Median distance error: -1.37%

Average distance: 986.19mm

Spatial noise: 13.86 mm

Subpixel spatial noise: 1.27 px

Fillrate: 100.00%



Depth before vibration testing

After:

Z accuracy: **-1.45%** of GT (avg distance: 984.52mm)

Median distance: -985.51mm


Median distance error: -1.45%

Average distance: 984.52mm

Spatial noise: 15.74 mm

Subpixel spatial noise: 1.44 px

Fillrate: 100.00%



Depth after vibration testing

## OAK-D-PoE:

Before vibration testing:

Z accuracy: 4.06% of GT (avg distance: 1041.72mm)

Median distance: 1040.61mm

Median distance error: 4.06%

Average distance: 1041.72mm

Spatial noise: 41.71 mm

Subpixel spatial noise: 2.53 px

Fillrate: 100.00%



Depth before vibration testing

After:

Z accuracy: 4.06% of GT (avg distance: 1040.17mm)

Median distance: 1040.61mm

Median distance error: 4.06%


Average distance: 1040.17mm

Spatial noise: 40.19 mm

Subpixel spatial noise: 2.44 px

Fillrate: 100.00%





Depth after vibration testing

**OAK-D-Pro:**

Before:

Z accuracy: 5.14% of GT (avg distance: 1051.66mm)

Median distance: 1051.41mm

Median distance error: 5.14%

Average distance: 1051.66mm

Spatial noise: 52.43 mm

Subpixel spatial noise: 2.99 px

Fillrate: 100.00%

After:

Z accuracy: 4.72% of GT (avg distance: 1046.83mm)

Median distance: 1047.16mm

Median distance error: 4.72%

Average distance: 1046.83mm

Spatial noise: 47.33 mm

Subpixel spatial noise: 2.75 px

Fillrate: 100.00%



## OAK-D-Pro:

Before:

Z accuracy: 1.23% of GT (avg distance: 1011.23mm)

Median distance: -1012.35mm

Median distance error: 1.23%

Average distance: 1011.23mm

Spatial noise: 11.75 mm

Subpixel spatial noise: 0.74 px

Fillrate: 100.00%

After:

Z accuracy: 2.56% of GT (avg distance: 1026.76mm)

Median distance: 1025.58mm

Median distance error: 2.56%

Average distance: 1026.76mm

Spatial noise: 27.25 mm

Subpixel spatial noise: 1.57 px

Fillrate: 100.00%

All cameras have **little to no depth degradation** after being subjected to the vibration tests detectable by our testing method.

## Conclusion

All three cameras have **passed** all three tests and didn't show no detectable degradation after being subjected to vibration stresses.